




LSRSO Series

InfinityView



BACK



FRONT



FRONT SIDE




SIDE FACE
1280*960



BACK FACE
1280*960




SIDE FACE
960*960



BACK FACE
960*960



SIDE FACE
1250*750



BACK FACE
1250*750



SIDE FACE
500*1000



BACK FACE
500*1000

High-definition dazzle

High resolution, high contrast



Ultra-light enclosure


Lightweight aluminum enclosure design



LSRS0 Series

Minimalist assembly without deformation

Hub connection and wireless design, 2mm reinforced aluminum plate to prevent deformation
It can support front and rear disassembly and maintenance methods



Customized front access tool with screw thread which can help quick service

One-click "lock"

Innovative patented flatness non-slip balance lock assembly



Adapt to harsh environments

Corrosion-resistant aluminum profile for stable operation in freezing temperatures of minus 40 degrees Celsius and high temperatures up to 70 degrees Celsius



-40°C

+70°C

Efficient heat dissipation

Improved heat dissipation efficiency:
210%




Cabinet material:

High thermal conductivity aluminum profile

Lightweight design:

39.6KG/unit (1280*960mm)

32.6kg/unit (960*960mm)



Sleep soundly

The whole box has no sounding components, and the maximum operation of a single box is 5 decibels




PRODUCT FEATURES



Superior protection

Front and rear protection up to IP65/IP65

Design that blends with nature



Pixel Pitch

2.9mm/3.9mm/4.8mm/6.67mm/8mm /10mm

Cabinet size(W*H):

500*500mm/500*750mm/500*1000mm/1000*1000mm /1000*750mm(3.9/4.8mm)

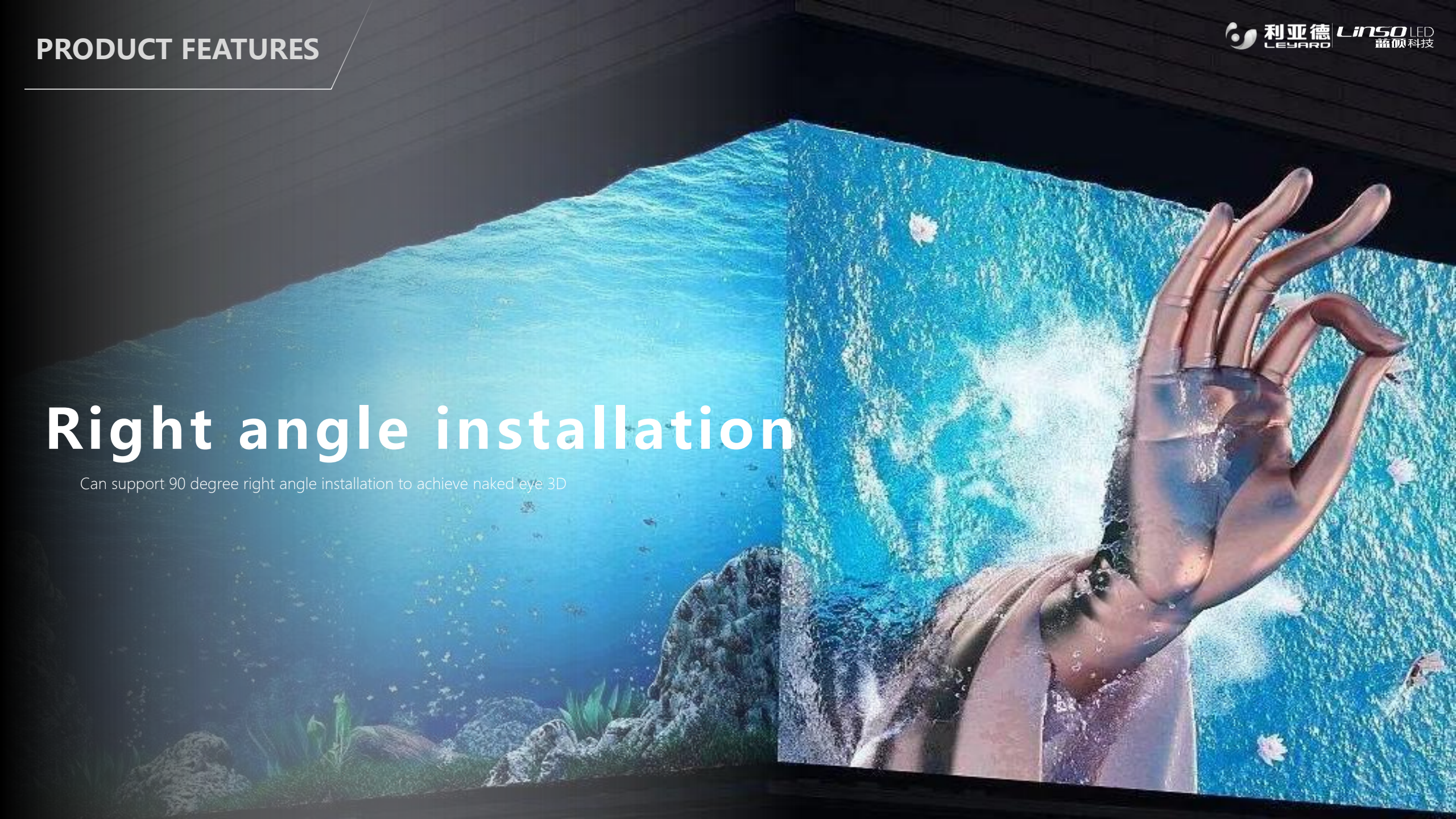
640mmx960mm(6.6/8/10mm)

960mmX960mm(6.6/8/10mm)

1280mmX960mm(6.6/8/10mm)

Right angle installation

Can support 90 degree right angle installation to achieve naked eye 3D



PRODUCT FEATURES

Hoisting

Support multi-cabinets hoisting





Fixed mounting

Support outdoor wall mounting and naked installation



SCENE DISPLAY

技术规格书

TECHNICAL SPECIFICATIONS

间距/Pixel Pitch (mm)	2.9	3.9	4.8	6.67	8	10
LED灯/LED Model	SMD1415	SMD1921	SMD1921	SMD2727	SMD2727/3535	SMD2727/3535
模组尺寸/Module Size (W x H) (mm)	250*250	250*500	250*500	320*480	320*480	320*480
像素密度/Pixel Density (dots/m2)	112896	65536	43264	22500	15625	10000
模组分辨率/Module Pixel / Panel (W*H)	84*84	64*128	52*104	48*72	40*60	32*48
箱体尺寸/Cabinet Size (W x H) (mm)	500*500mm/500*1000m	500*1000mm/1000*1000mm/1250*1000mm	500*1000mm/1000*1000mm/1250*1000mm	640*960mm/960*960mm/1280*960mm	640*960mm/960*960mm/1280*960mm	640*960mm/960*960mm/1280*960mm
箱体材质/Cabinet Material	Aluminum	Aluminum	Aluminum	Aluminum	Aluminum	Aluminum
屏体重量/Screen Weight(KG/m2)	32KG/m2	32KG/m2	32KG/m2	35KG/m2	35KG/m2	35KG/m2
亮度/Brightness Max (cd/m2)correction on	5000~6500cd	5500~7000cd	5500~7000cd	6000~8000cd	6000~10000cd	6000~10000cd
灰度/Grey Scale (bit)	≥14	≥14	≥14	≥14	≥14	≥14
刷新率/Refresh Rate (Hz)	>3840	>3840	>3840	>3840	>3840	>3840
对比度/Contrast	>5000:1	>5000:1	>5000:1	>5000:1	>5000:1	>5000:1
色温/Color Temperature (after calibration) (K)	3000-9500	3000-9500	3000-9500	3000-9500	3000-9500	3000-9500
防护等级/Protection(F/R)	IP65/IP65	IP65/IP65	IP65/IP65	IP65/IP65	IP65/IP65	IP65/IP65
工作电压/Working Voltage(V)	AC100-240V/50/60Hz	AC100-240V/50/60Hz	AC100-240V/50/60Hz	AC100-240V/50/60Hz	AC100-240V/50/60Hz	AC100-240V/50/60Hz
扫描方式/Scan model	21S	16S	13S	6S	4S	2S
峰值功耗/Max Power Consumption (w/sqm)	550	550	550	600	600	600
平均功耗/Avr Power Consumption (w/sqm)	180	180	180	200	200	200
工作环境/Operating Temperature/Humidity	-20~60°C 10%~95%	-20~60°C 10%~95%	-20~60°C 10%~95%	-20~60°C 10%~95%	-20~60°C 10%~95%	-20~60°C 10%~95%
典型寿命/Life Time (h)	100,000	100,000	100,000	100,000	100,000	100,000

